



D. P. Wires Limited

(CIN - L27100MP1008PLC020523)

Regd. Off. & Factory: 10-10 A, Industrial Estate, Ratlam-457 001, (M.P.) INDIA

Date: - November 10th 2022

To,
National Stock Exchange of India Limited
Listing Department Exchange Plaza, C-1 Block-G,
Bandra-Kurla Complex,
Bandra (E) ,Mumbai-400051

Dear Sir / Madam,

Reference: DPWIRES, ISIN: - INE864X01013

Sub: Newspaper Publication of the Unaudited Financial Results for the quarter ended 30th September 2022

Ref: Regulation 47 of SEBI (Listing Obligations and Disclosure Requirements) Regulations, 2015

Please find attached the newspaper publication of the Unaudited Financial Results (Standalone) for the quarter ended 30th September 2022 published in Naiduniya (Vernacular language) and English newspaper Business Standard on 10th November 2022.

This is for your information and records.

Thanking you,

Yours Faithfully,

For DP Wires Limited
D.P. Wires Limited

Author  


Krutika Maheshwari

Company Secretary and Compliance officer

An IS/ISO 9001:2015 Company

Ph.: 07412-260554, 261130, 260646, 261151, 261140, Mob. 8878931861

Email: arvind.dpwpl@gmail.com, Website: dpwires.co.in



LOKESH MACHINES LIMITED

Regd. Office: B-29, EEIE STAGE-II, BALANAGAR, HYDERABAD- 500037
E-mail Id: cosecy@lokeshmachines.com ; Website: www.lokeshmachines.com
CIN:L29219TG1983PLC004319

EXTRACT OF THE UNAUDITED FINANCIAL RESULTS FOR THE QUARTER AND HALF-YEAR
ENDED ON SEPTEMBER 30, 2022

(₹ in lakhs)

Particulars	Quarter ended			Half-year ended	Year ended
	30.09.2022	30.06.2022	30.09.2021	30.09.2022	31.03.2022
	(UNAUDITED)	(UNAUDITED)	(UNAUDITED)	(UNAUDITED)	(AUDITED)
Total Income from Operations	6046.24	5025.62	4948.24	11071.86	20265.96
Net Profit/(Loss) for the period (before tax and exceptional items)	344.02	100.54	222.75	444.56	935.24
Net Profit/(Loss) for the period before tax (after exceptional items)	344.02	100.54	222.75	444.56	935.24
Net Profit/(Loss) for the period after tax (after exceptional items)	238.80	72.39	160.38	311.19	634.60
Total comprehensive income for the period (Comprehensive Profit/Loss for the period (after Tax) and Other Comprehensive Income (after tax))	238.80	72.39	160.38	311.19	610.61
Equity Share Capital	1789.68	1789.68	1789.68	1789.68	1789.68
Earnings Per Share :					
Basic : (₹)	1.33	0.40	0.90	1.74	3.55
Diluted : (₹)	1.33	0.40	0.90	1.74	3.55

Note:

1. The above is an extract of the detailed format of Un-Audited financial results for Quarter and half-year ending on September 30, 2022 filed with the Stock Exchanges under Regulation 33 of the SEBI (Listing Obligations and Disclosure Requirements) Regulations, 2015. The full format of the Un-Audited financial results for the quarter and half-year ending on September 30, 2022 are available on the Stock Exchanges Website i.e. on BSE & NSE website and on the Company's Website: www.lokeshmachines.com.

2. The above results have been reviewed by the Audit Committee and approved by the Board of Directors at their respective meetings held on November 09, 2022. The Statutory Auditors have carried out a Limited Review of these financial results.

For and on behalf of the Board

Sd/-

M. Lokeswara Rao,
Managing Director
DIN: 00989447

Place: Hyderabad

Date : 09-11-2022



YOGI LIMITED

CIN L70100MH1992PLC069958
B/404, The Capital, G-Block, Bandra Kurla Complex, Behind ICICI Bank, Bandra (East), Mumbai - 400 051.
Tel.: 022-49428888, E-mail: info@yogiltd.com

Extract of Unaudited Financial Results for the quarter & half year ended 30th September, 2022

(Rs. In Lakhs)

Sr No	Particulars	Three Month Ended			Six Month Ended		Year Ended
		30.09.2022	30.09.2021	30.06.2022	30.09.2022	30.09.2021	31-03-2022
		(UnAudited)	(UnAudited)	(UnAudited)	(UnAudited)	(UnAudited)	Audited
1	Total income from operations (net)	0.83	10.37	1.45	2.28	18.41	115.72
2	Net Profit / (Loss) for the period from ordinary activities (Before tax, Exceptional and /or Extraordinary items)	(8.55)	12.77	(22.86)	(31.41)	17.98	13.82
3	Net Profit / (Loss) for the period before tax (after Exceptional and /or Extraordinary items)	(8.55)	12.77	(22.86)	(31.41)	17.98	13.82
4	Net Profit / (Loss) for the period after tax (after Exceptional and /or Extraordinary items)	(8.55)	5.61	(22.86)	(31.41)	8.19	(0.23)
5	Total Comprehensive Income for the period [(comprising profit or (loss) for the period (after tax) and other Comprehensive income (after tax)]	(8.55)	5.48	(22.86)	(31.41)	8.20	(0.37)
6	Equity Share Capital (Face Value RS. 10/- per share)	415.73	335.73	335.73	415.73	335.73	335.73
7	Earnings per share (Before exceptional items) (of Rs. 10/- each) (not annualised)						
	(a) Basic	(0.21)	0.16	(0.68)	(0.76)	0.24	(0.01)
	(b) Diluted	(0.21)	0.16	(0.68)	(0.76)	0.24	(0.01)
8	Earnings per share (After exceptional items) (of Rs. 10/- each) (not annualised)						
	(a) Basic	(0.21)	0.16	(0.68)	(0.76)	0.24	(0.01)
	(b) Diluted	(0.21)	0.16	(0.68)	(0.76)	0.24	(0.01)

Notes:

The above result is an extract of the detailed format of Quarter ended for 30th Sept, 2022 filed with the Stock Exchange under Regulation 33 of the SEBI (Listing obligations & Disclosure Requirements) regulation, 2015. The full format of the result for 30th September, 2022 is available on the Stock Exchange Website of BSE (www.bseindia.com) and on the Company's website www.yogiltd.com

For and Behalf of the Board

Sd/-

Pareshbhai Nanjibhai Patel
Wholetime Director
DIN: 07257928

Place: Mumbai


Date: 09.11.2022

Kerala Solid Waste Management Project (KSWMP)
Invitation to potential Consulting Firms for
Market Sounding Session

Kerala Solid Waste Management Project (KSWMP) intends to initiate an **International Competitive Bidding (ICB)** for selection of an eligible Consulting Firm for undertaking a Detailed Feasibility Study to develop Regional Sanitary Landfills as part of integrated and sustainable **Solid Waste Management (SWM)** Systems for the Urban Local Bodies in the State.

Ahead of the bid process, KSWMP proposes to host an hour-long online market sounding session with potential Consultant Firms on Thursday, November 17, 2022 at 04.00 PM. Further details may be obtained from the following url of KSWMP:
https://kswmp.org/notices/#

Sd/- Project Director, KSWMP
Thiruvananthapuram, Kerala
Email : **spmukswmp@gmail.com**
November 9, 2022



D.P. WIRES LIMITED

16-18A, INDUSTRIAL ESTATE, RATLAM
CIN-U27100MP1998PLC029523, Phone : +91-07412-261130, +91-07412-261140
Website : www.dpwires.co.in Email : info@dpkataria.com

Extract Of Quarterly/half year Financial Results For The Period Ended 30th September, 2022

₹ in Lakhs (Except Earnings per share)

Particulars	For the Quarter ended 30.09.2022 (unaudited)	For the Half Yearly ended 30.09.2022 (unaudited)	For the Quarter ended 30.09.2021 (unaudited)
1 Total Income from Operations (net)	28507	48605	13278
2 Net Profit/(Loss) for the period before tax (Exceptional and / or Extraordinary items)	1205	2218	785
3 Net Profit/(Loss) for the period before tax (after Exceptional and / or Extraordinary items)	1205	2218	785
4 Net Profit/(Loss) for the period after tax (after Exceptional and / or Extraordinary items)	903	1664	597
5 Equity Share Capital	1357	1357	1357
6 Reserves (excluding Revaluation Reserve) as shown in the Audited Balance Sheet of the previous year	15350	15350	13630
7 Basic and Diluted Earnings per share (of Rs. 10/- each) (for continuing and discontinued operations)-			
1. Basic	6.66	12.26	4.40
1. Diluted	6.66	12.26	4.40


Note: 1. The above is an extract of the detailed format of results for quarter/half ended on 30.09.2022 filed with the Stock exchange under Regulation 33 of the SEBI (Listing and Other Disclosure Requirements) Regulations, 2015. The full format of Quarterly Financial Results are available on the websites of Stock Exchanges i.e. www.bseindia.com and on the Company i.e. www.dpwires.co.in

2. The above financial results have been prepared in accordance with the accounting principles generally accepted in India, including the Ind AS prescribed under Section 133 of the Companies Act, 2013, read with relevant rules issued thereunder and other accounting principles generally accepted in India and in compliance with regulation 33 of the SEBI (Listing Obligation and Disclosure Requirements) Regulation, 2015(As amended), including relevant circulars issued by the SEBI from time to time.

Place : Ratlam

Date : November 8th, 2022

Arvind Kataria
Director
DIN - 00085771



IL&FS Engineering and Construction Company Limited

CIN: L45201TG1988PLC008624
Regd. Office: D.No.8-2-120/113, B-Block,1st Floor, Sanali Info Park, Road No. 2, Banjara Hills, Hyderabad - 500033
Ph: 040-40409333; Fax: 040-40409444; Email: cs@ilfsengg.com; Web: www.ilfsengg.com

Statement of Unaudited Standalone Financial Results for the Quarter and Six months ended September 30, 2022

(Rs. In Lakhs, unless otherwise stated)

Particulars	Quarter ended			Six months ended		Year ended
	30.09.22	30.06.22	30.09.21	30.09.22	30.09.21	31.03.22
	(Unaudited)	(Unaudited)	(Unaudited)	(Unaudited)	(Unaudited)	(Audited)
1. Income						
(a) Revenue from operations	3,591	3,912	10,479	7,503	16,326	30,764
(b) Other income	661	402	3,064	1,063	3,437	7,104
Total Income	4,252	4,314	13,543	8,566	19,763	37,868
2. Expenses						
(a) Cost of materials consumed	1,051	862	4,495	1,913	6,076	10,035
(b) Subcontracting expense	1,446	1,944	2,457	3,390	5,494	9,763
(c) Employee benefits expense	897	984	1,153	1,881	2,244	4,363
(d) Finance cost	409	224	1,187	633	1,978	4,600
(e) Depreciation and amortization	253	271	340	524	693	1,355
(f) Other expenses	675	879	3,366	1,554	4,033	7,323
(g) Expected credit loss and other provisions	684	-	1,200	684	1,200	21,121
Total expenses	5,415	5,164	14,198	10,579	21,718	58,560
3. Profit / (loss) before Exceptional Items and tax (1-2)	(1,163)	(850)	(655)	(2,013)	(1,955)	(20,692)
4. Exceptional items (net)	-	-	-	-	-	17,943
5. Profit/(Loss) before tax (3-4)	(1,163)	(850)	(655)	(2,013)	(1,955)	(38,635)
6. Tax (expense) / credit	-	-	-	-	-	-
-Current Tax	-	-	-	-	-	-
-Deferred Tax	-	-	-	-	-	-
7. Net Profit / (loss) after Exceptional Items and tax (5+6)	(1,163)	(850)	(655)	(2,013)	(1,955)	(38,635)
8. Other Comprehensive Income/(expense)(net of tax)	-	16	-	16	-	(17)
a) Remeasurements of the defined benefit plan	-	-	-	-	-	-
b) Income tax relating to the items that will not be reclassified to profit or loss	-	-	-	-	-	-
9. Total comprehensive income for the period (7+8)	(1,163)	(834)	(655)	(1,997)	(1,955)	(38,652)
10. Paid-up equity share capital (Face Value of Shares is Rs. 10/- each)	13,112	13,112	13,112	13,112	13,112	13,112
11. Other equity as shown in the audited balance Sheet	-	-	-	-	-	(3,10,901)
12. Earnings per equity share (of Rs. 10/- each) (not annualised):						
a. Basic	(0.89)	(0.65)	(0.50)	(1.54)	(1.49)	(29.47)
b. Diluted	(0.89)	(0.65)	(0.50)	(1.54)	(1.49)	(29.47)

Statement of Unaudited Consolidated Financial Results for the Quarter and Six months ended September 30, 2022

(Rs. In Lakhs, unless otherwise stated)

Particulars	Quarter ended			Six months ended		Year ended
	30.09.22	30.06.22	30.09.21	30.09.22	30.09.21	31.03.22
	(Unaudited)	(Unaudited)	(Unaudited)	(Unaudited)	(Unaudited)	(Audited)
1. Income						
(a) Revenue from operations	3,591	3,912	10,479	7,503	16,326	30,764
(b) Other income	661	402	3,064	1,063	3,437	7,104
Total Income	4,252	4,314	13,543	8,566	19,763	37,868
2. Expenses						
(a) Cost of materials consumed	1,051	862	4,495	1,913	6,076	10,035
(b) Subcontracting expense	1,446	1,944	2,457	3,390	5,494	9,763
(c) Employee benefits expense	897	984	1,153	1,881	2,244	4,363
(d) Finance cost	409	224	1,187	633	1,978	4,600
(e) Depreciation and amortization	253	271	340	524	693	1,355
(f) Other expenses	675	879	3,366	1,554	4,033	7,323
(g) Expected credit loss and other provisions	684	-	1,200	684	1,200	21,121
Total expenses	5,415	5,164	14,198	10,579	21,718	58,561
3. Profit / (loss) before Exceptional Items and tax (1-2)	(1,163)	(850)	(655)	(2,013)	(1,955)	(20,692)
4. Exceptional items (net)	-	-	-	-	-	17,943
5. Profit/(Loss) before tax (3-4)	(1,163)	(850)	(655)	(2,013)	(1,955)	(38,635)
6. Tax (expense) / credit	-	-	-	-	-	-
-Current Tax	-	-	-	-	-	-
-Deferred Tax	-	-	-	-	-	-
7. Share of profit in joint ventures accounted for using the equity method	-	-	-	-	-	22
8. Net Profit / (loss) after Exceptional Items and tax (5+6+7)	(1,163)	(850)	(655)	(2,013)	(1,955)	(38,613)
Attributable to:						
Shareholder of the Company	-	-	-	-	-	-
Non controlling interests	-	-	-	-	-	-
9. Other Comprehensive Income/(expense)(net of tax)						
Attributable to:						
Items that will be reclassified to profit or loss						
a) Remeasurements of the defined benefit plan	-	16	-	16	-	(17)
b) Income tax relating to the items that will not be reclassified to profit or loss	-	-	-	-	-	-
Shareholder of the Company	-	16	-	16	-	(17)
Non controlling interests	-	-	-	-	-	-
10. Total comprehensive income for the period (8+9)	(1,163)	(834)	(655)	(1,997)	(1,955)	(38,630)
Attributable to:						
Shareholder of the Company	-	-	-	-	-	-
Non controlling interests	-	-	-	-	-	-
11. Paid-up equity share capital (Face Value Rs. 10/- each)	13,112	13,112	13,112	13,112	13,112	13,112
12. Other equity as shown in the audited Balance sheet						(3,11,330)
13. Earnings per equity share (of Rs. 10/- each) (not annualised):						
a. Basic	(0.89)	(0.65)	(0.50)	(1.54)	(1.49)	(29.45)
b. Diluted	(0.89)	(0.65)	(0.50)	(1.54)	(1.49)	(29.45)
See accompanying notes to the Financial Results						

Notes:

1. The above is an extract of the detailed format of the Quarter and Half Year Financial Results filed with the stock exchanges under Regulation 33 and 52 of SEBI LODR Regulation, 2015. The detailed and full format of the same, are available on the website of stock exchanges at www.bseindia.com and www.nseindia.com also on the Company's website at www.ilfsengg.com.

By Order of the Board

For **IL&FS Engineering and Construction Company Limited**

Sd/-

SUBRATA KUMAR ATINDRA MITRA
Chairman-Audit Committee
DIN: 00029961

Date: 08.11.2022

Place: Hyderabad



HB PORTFOLIO LIMITED

CIN : L67120HR1994PLC034148
Registered Office : Plot No. 31, Echelon Institutional Area, Sector 32, Gurugram - 122001, Haryana
Phone : + 91-124-4675500 Fax : + 91-124-4370985
E-mail : corporate@hbportfolio.com, Website : www.hbportfolio.com

STATEMENT OF UN-AUDITED FINANCIAL RESULTS (STANDALONE AND CONSOLIDATED)
FOR THE QUARTER AND HALF YEAR ENDED 30/09/2022

(Rs. In Lakhs)

S. No.	Particulars	Standalone			Consolidated		
		Quarter ended	Corresponding 3 months ended in the previous year	Half Year ended	Quarter ended	Corresponding 3 months ended in the previous year	Half Year ended
		30/09/2022	30/09/2021	30/09/2022	30/09/2022	30/09/2021	30/09/2022
		Un-Audited	Un-Audited	Un-Audited	Un-Audited	Un-Audited	Un-Audited
1.	Total Income from Operations (net)	55.79	50.44	416.32	383.91	358.03	1052.34
2.	Net Profit / (Loss) for the period (before Tax, Exceptional items)	(3.95)	(13.82)	297.18	126.55	(13.42)	367.45
3.	Net Profit / (Loss) for the period before tax (after Exceptional items)	(3.95)	(13.82)	297.18	126.55	(13.42)	367.45
4.	Net Profit / (Loss) for the period after tax (after Exceptional items)	(4.57)	(14.39)	295.94	144.59	(13.59)	367.57
5.	Total Comprehensive Income for the period [Comprising Profit/ (Loss) for the period (after tax) and other Comprehensive Income (after tax)]	486.42	153.62	(390.92)	752.92	193.93	(286.65)
6.	Equity Share Capital	1076.42	1076.42	1076.42	1076.42	1076.42	1076.42
7.	Reserves (excluding Revaluation Reserve as shown in the Balance Sheet of previous year)	NA	NA	NA	NA	NA	NA
8.	Earnings Per Share (of Rs. 10/- each) (for continuing and discontinued operations)-						
	Basic:	(0.04)	(0.13)	2.75	1.29	(0.20)	3.35
	Diluted:	(0.04)	(0.13)	2.75	1.29	(0.20)	3.35

Notes:

(i) The above is an extract of the detailed format of the Quarterly/ Half Yearly Financial Results filed with the Stock Exchange under Regulation 33 of the SEBI (Listing Obligations and Disclosure Requirements) Regulations, 2015. The full format of the Quarterly/ Half Yearly Financial Results is available on the website of Stock Exchange, BSE Limited, **www.bseindia.com** and Company's website, **www.hbportfolio.com**

(ii) The aforesaid results were placed before and reviewed by the Audit Committee at its meeting held on 9th November, 2022 and approved by the Board of Directors at its meeting held on the same date.

For HB Portfolio Limited

Sd/-

ANIL GOYAL
(Managing Director)
DIN: 00001938

Place : Gurugram

Date : 09/11/2022



HB ESTATE DEVELOPERS LIMITED

CIN: L99999HR1994PLC034146
Registered Office : Plot No. 31, Echelon Institutional Area, Sector 32, Gurugram-122001, Haryana
Ph. : + 91-124-4675500, Fax No. : + 91-124-4370985
E-mail : corporate@hbestate.com, Website : www.hbestate.com

STATEMENT OF UN-AUDITED FINANCIAL RESULTS (STANDALONE AND CONSOLIDATED)
FOR THE QUARTER / HALF YEAR ENDED 30/09/2022

(Rs. In Lakhs)

S. No.	Particulars	Standalone			Consolidated		
		Quarter ended	Corresponding 3 months ended in the previous year	Half Year ended	Quarter ended	Corresponding 3 months ended in the previous year	Half Year ended
		30/09/2022	30/09/2021	30/09/2022	30/09/2022	30/09/2021	30/09/2022
		Un-Audited	Un-Audited	Un-Audited	Un-Audited	Un-Audited	Un-Audited
1.	Total Income from Operations (net)	2133.60	1203.65	4092.37	2133.60	1203.65	4092.37
2.	Net Profit / (Loss) for the period (before Tax, Exceptional items)	(121.23)	(706.94)	(296.59)	(121.23)	(706.94)	(296.59)
3.	Net Profit / (Loss) for the period before tax (after Exceptional items)	(121.23)	(706.94)	(296.59)	(121.23)	(706.94)	(296.59)
4.	Net Profit / (Loss) for the period after tax (after Exceptional items)	(105.78)	(506.00)	(234.01)	(105.78)	(506.00)	(234.01)
5.	Total Comprehensive Income for the period [Comprising Profit/ (Loss) for the period (after tax) and other Comprehensive Income (after tax)]	(101.25)	(504.30)	(225.02)	(101.25)	(504.30)	(225.02)
6.	Equity Share Capital	1973.37	1973.37	1973.37	1973.37	1973.37	1973.37
7.	Reserves (excluding Revaluation Reserve as shown in the Balance Sheet of previous year)	NA	NA	NA	NA	NA	NA
8.	Earnings Per Share (of Rs. 10/- each) (for continuing and discontinued operations)-						
	Basic:	(0.54)	(2.60)	(1.20)	(0.54)	(2.60)	(1.20)
	Diluted:	(0.54)	(2.60)	(1.20)	(0.54)	(2.60)	(1.20)

Notes:

(i) The above is an extract of the detailed format of the Quarterly / Half Yearly Financial Results filed with the Stock Exchange under Regulation 33 of the SEBI (Listing Obligations and Disclosure Requirements) Regulations, 2015. The full format of the Quarterly Financial Results is available on the website of Stock Exchange, BSE Limited, www.bseindia.com and Company's website, www.hbestate.com

(ii) The aforesaid results were placed before and reviewed by the Audit Committee at its meeting held on 09th November, 2022 and approved by the Board of Directors at its meeting held on the same date.

For HB Estate Developers Limited

Sd/-
ANIL GOYAL
(Director)
DIN: 00001938

Place : Gurugram

Date : 09/11/2022

● वायुमय ३० दि. ३० अं. ००.	6000/-	अनुमान विद्यमान
● वायुमय ३० दि. ३० अं. ००.	6500/-	1500/- अति कम, ०० से
इति-सूचक-विशेष-संज्ञा		
● वायुमय ३० दि. ३० अं. ००.	3500/-	अनुमान विद्यमान
● वायुमय ३० दि. ३० अं. ००.	6000/-	1300/- अति कम, ०० से



D.P. WIRES LIMITED

16-18A, INDUSTRIAL ESTATE, RATLAM

CIN-U27100MP1998PLC029523, Phone : +91-07412-261130, +91-07412-261140

Website : www.dpwires.co.in Email : info@dpkataria.com

Extract Of Quarterly/half year Financial Results For The Period Ended 30th September, 2022

₹ in Lakhs (Except Earnings per share)

	Particulars	For the Quarter ended 30.09.2022 (unaudited)	For the Half Yearly ended 30.09.2022 (unaudited)	For the Quarter ended 30.09.2021 (unaudited)
1	Total Income from Operations (net)	28507	48605	13278
2	Net Profit/(Loss) for the period before tax (Exceptional and / or Extraordinary items)	1205	2218	785
3	Net Profit/(Loss) for the period before tax (after Exceptional and / or Extraordinary items)	1205	2218	785
4	Net Profit/(Loss) for the period after tax (after Exceptional and / or Extraordinary items)	903	1664	597
5	Equity Share Capital	1357	1357	1357
6	Reserves (excluding Revaluation Reserve) as shown in the Audited Balance Sheet of the previous year	15350	15350	13630
7	Basic and Diluted Earnings per share (of Rs. 10/- each) (for continuing and discontinued operations) -			
	1. Basic	6.66	12.26	4.40
	1. Diluted	6.66	12.26	4.40

Note: 1. The above is an extract of the detailed format of results for quarter/half ended on 30.09.2022 filled with the Stock exchange under Regulation 33 of the SEBI (Listing and Other Disclosure Requirements) Regulations, 2015. The full format of Quarterly Financial Results are available on the websites of Stock Exchanges i.e. www.nseindia.com and on the Company i.e. www.dpwires.co.in

2. The above financial results have been prepared in accordance with the accounting principles generally accepted in India, including the Ind AS prescribed under Section 133 of the Companies Act, 2013, read with relevant rules issued thereunder and other accounting principles generally accepted in India and in compliance with regulation 33 of the SEBI (Listing Obligation and Disclosure Requirements) Regulation, 2015(As amended), including relevant circulars issued by the SEBI from time to time.

SD/-

Arvind Kataria

Director

DIN - 00088771

Place : Ratlam

Date : November 8th, 2022